

Spacecraft: Cassini

DSS: 63

Monitor File: S14HYGS2005\_268\_0426\_63\_MON.ecsv

APPLICABLE\_START\_TIME = 2005-268T04:26:14.586;

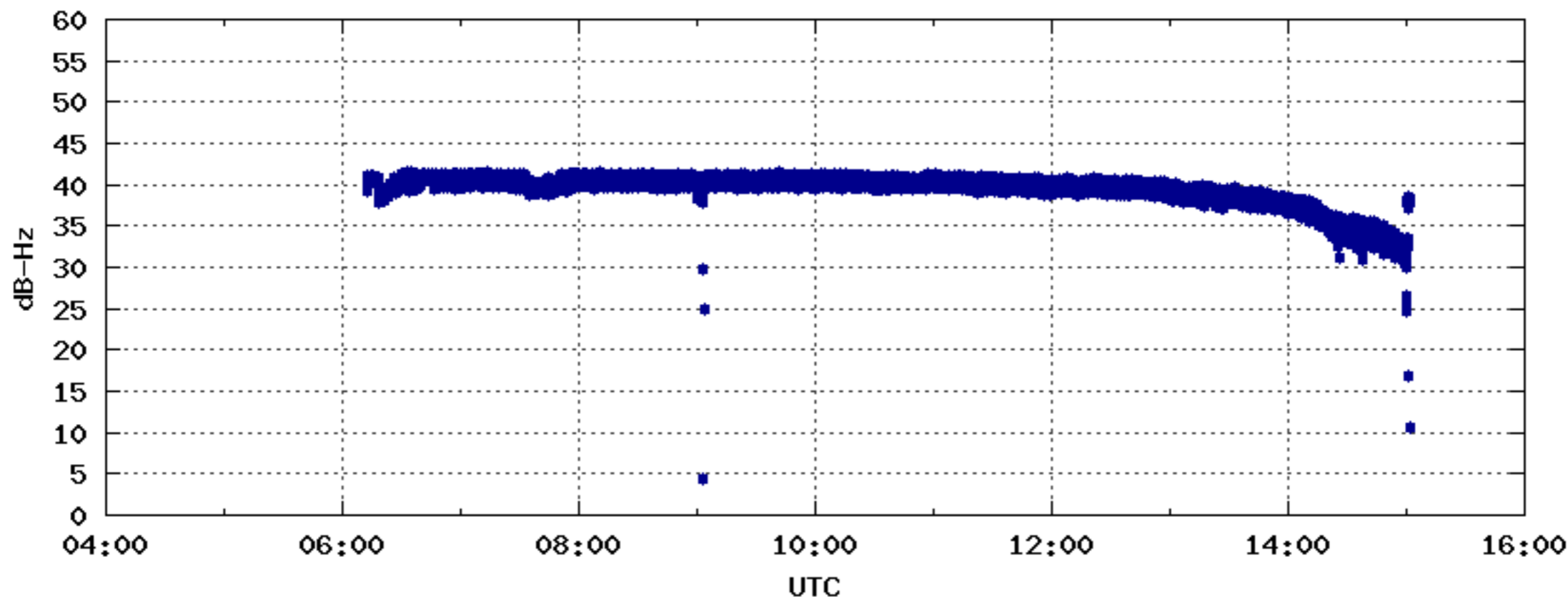
APPLICABLE\_STOP\_TIME = 2005-268T15:19:54.205;

60 minutes omitted from beginning of file

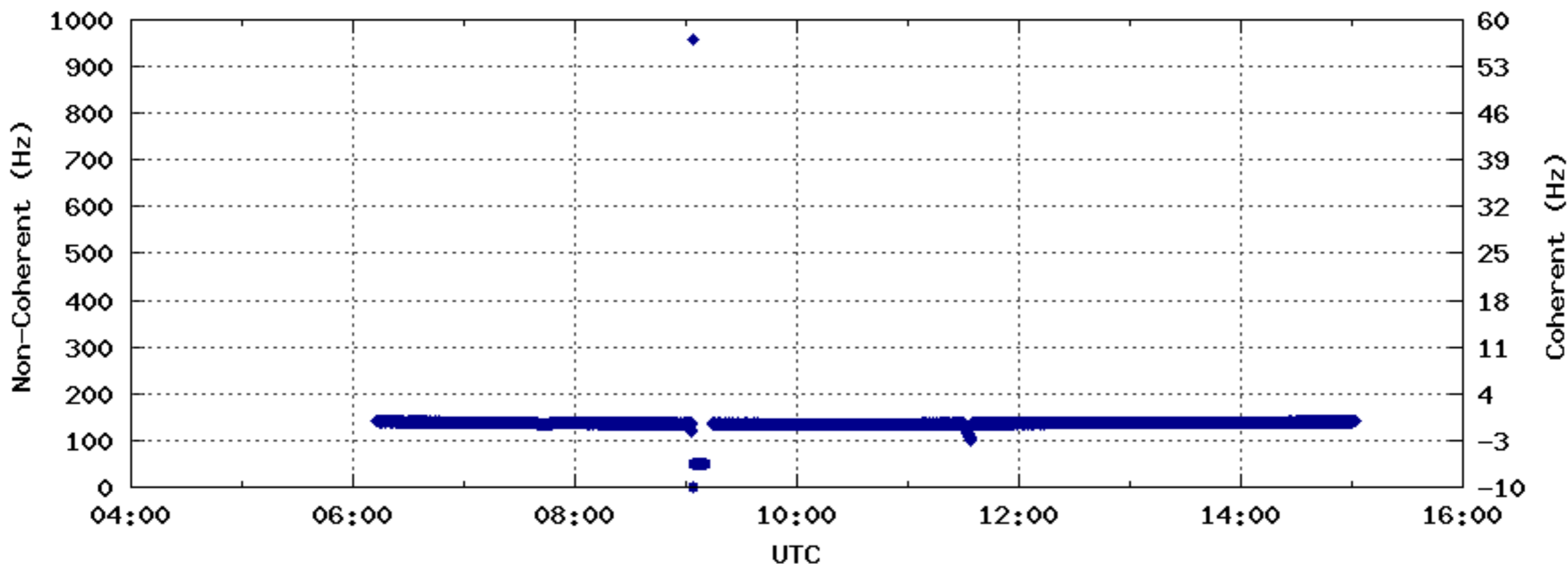
5 minutes omitted from end of file

02. Carrier Power to Noise Spectral Density Ratio ( $P_c/N_o$ ) and Residual Frequency
03. X-Band Measured Carrier Frequency, Predicted Carrier Frequency, and Residual Frequency
04. Carrier Power to Noise Spectral Density Ratio ( $P_c/N_o$ ) and Carrier Power
05. Carrier Power to Noise Spectral Density Ratio ( $P_c/N_o$ ) and System Noise Temperature
06. Carrier Loop Tracking Bandwidth
07. Conscan Drive Status
08. System Noise Temperature, Elevation, Precipitation Rate, and Relative Humidity
9. Index

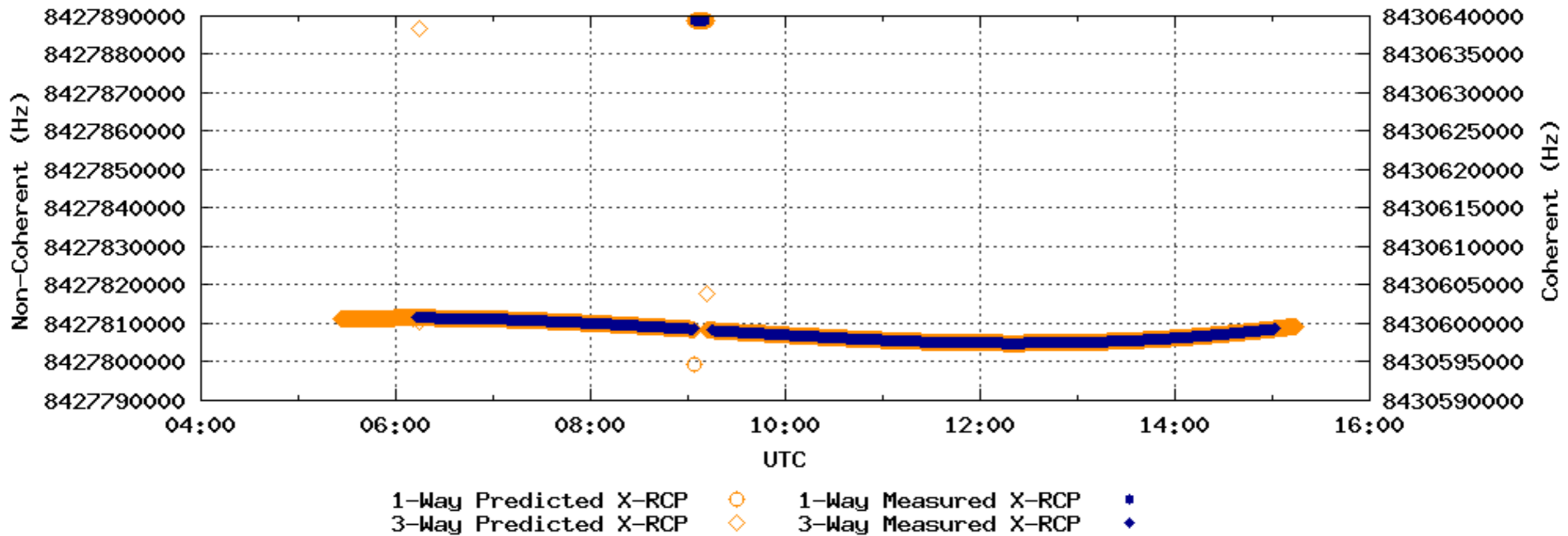
2005/268 D55-63 Carrier Power to Noise Spectral Density Ratio (Pc/No)



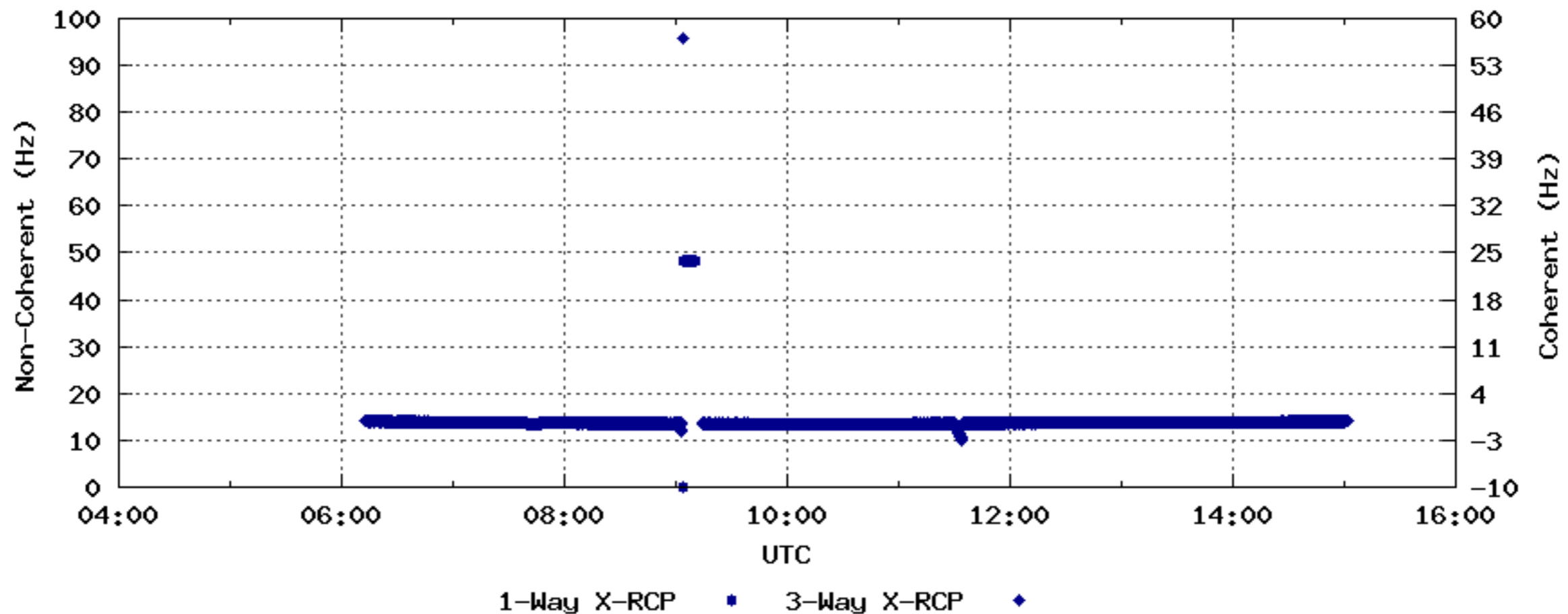
2005/268 D55-63 Carrier Frequency Residual (Measured - Predicted)



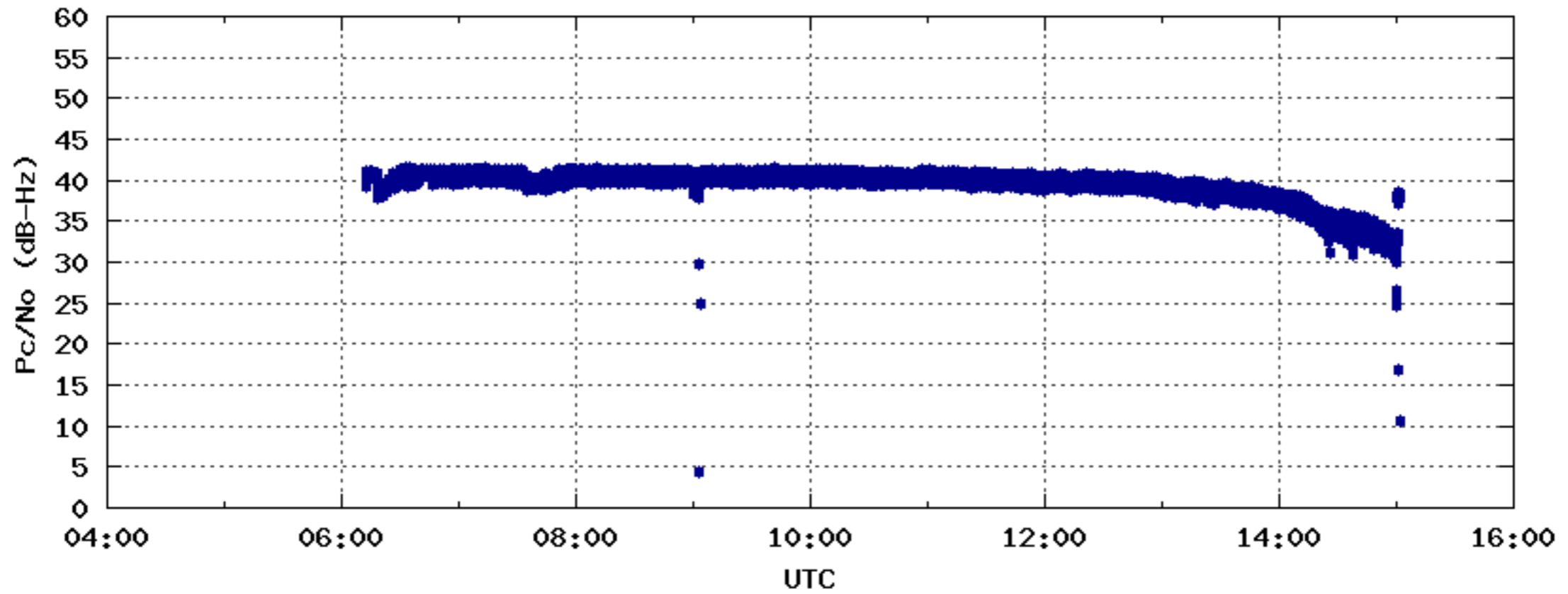
2005/268 DSS-63 X-Band Measured and Predicted Carrier Frequency



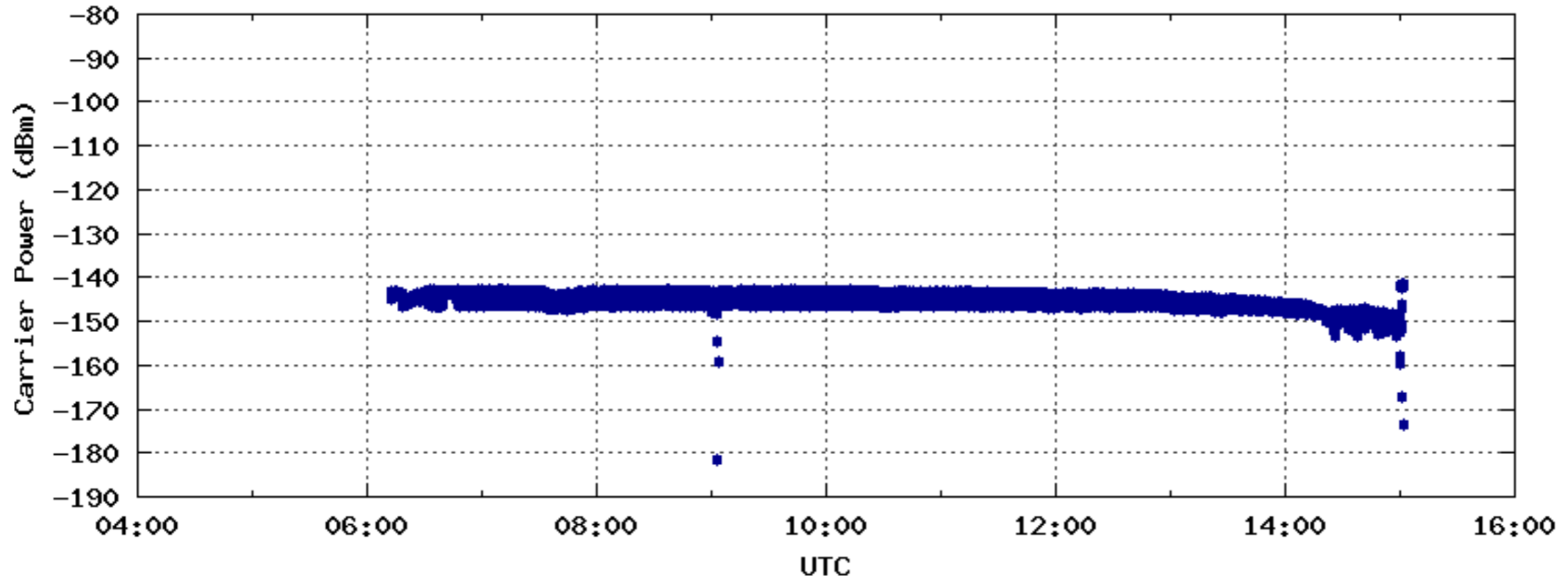
2005/268 DSS-63 X-Band Residual Frequency (Measured - Predicted)



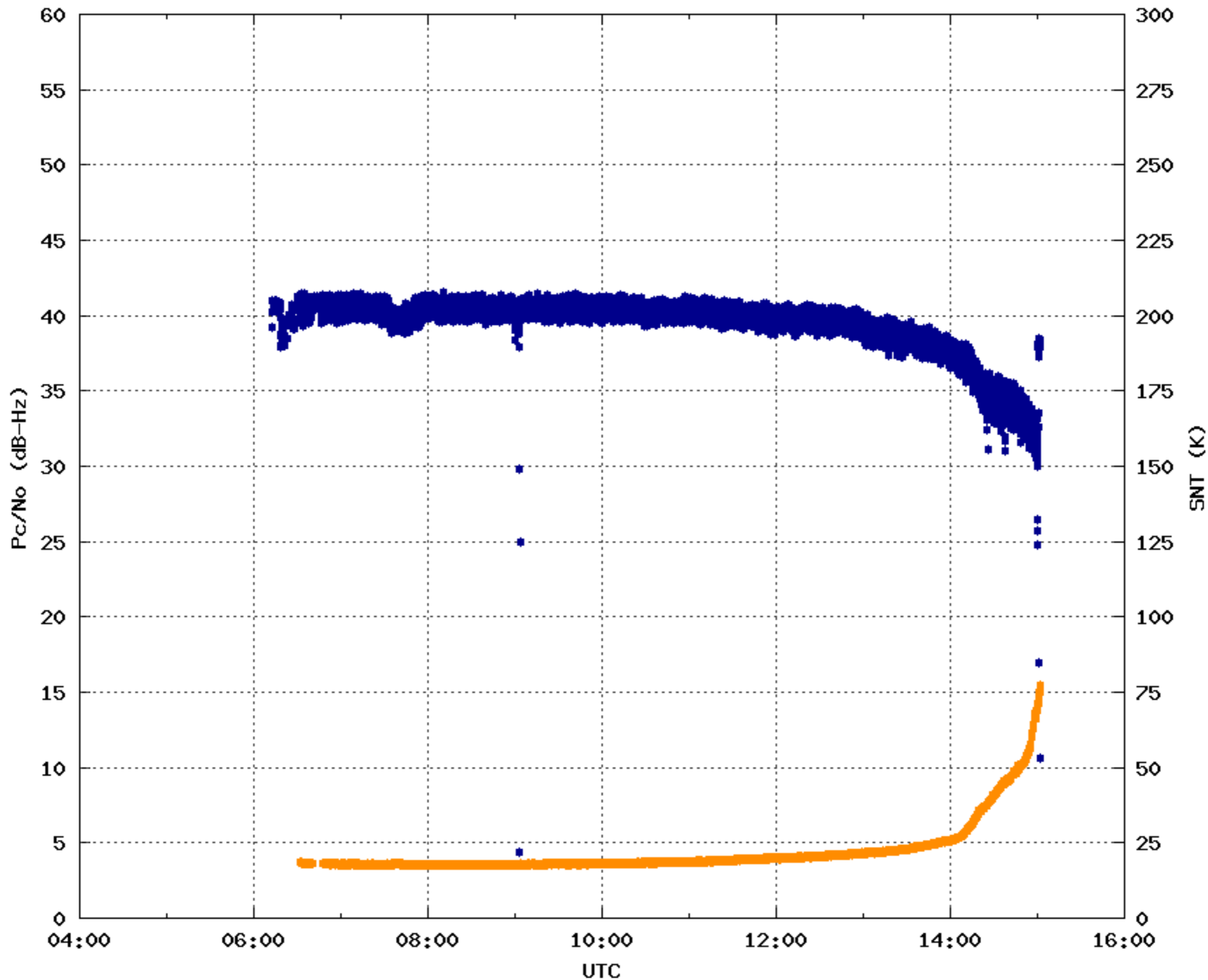
2005/268 D55-63 Carrier Power to Noise Spectral Density Ratio (Pc/No)



2005/268 D55-63 Carrier Power

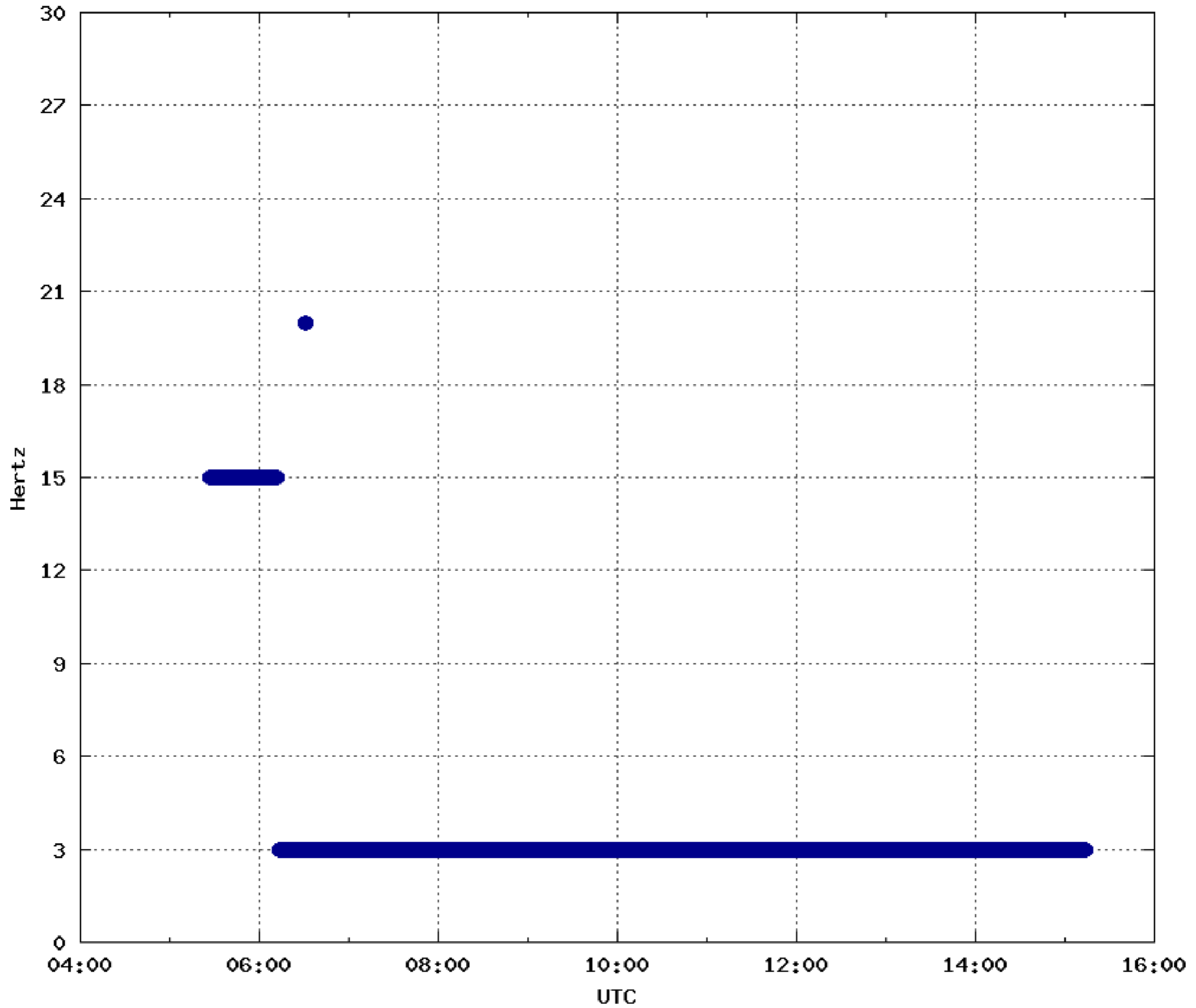


2005/268 D55-63 Carrier Power to Noise Spectral Density Ratio and System Noise Temperature



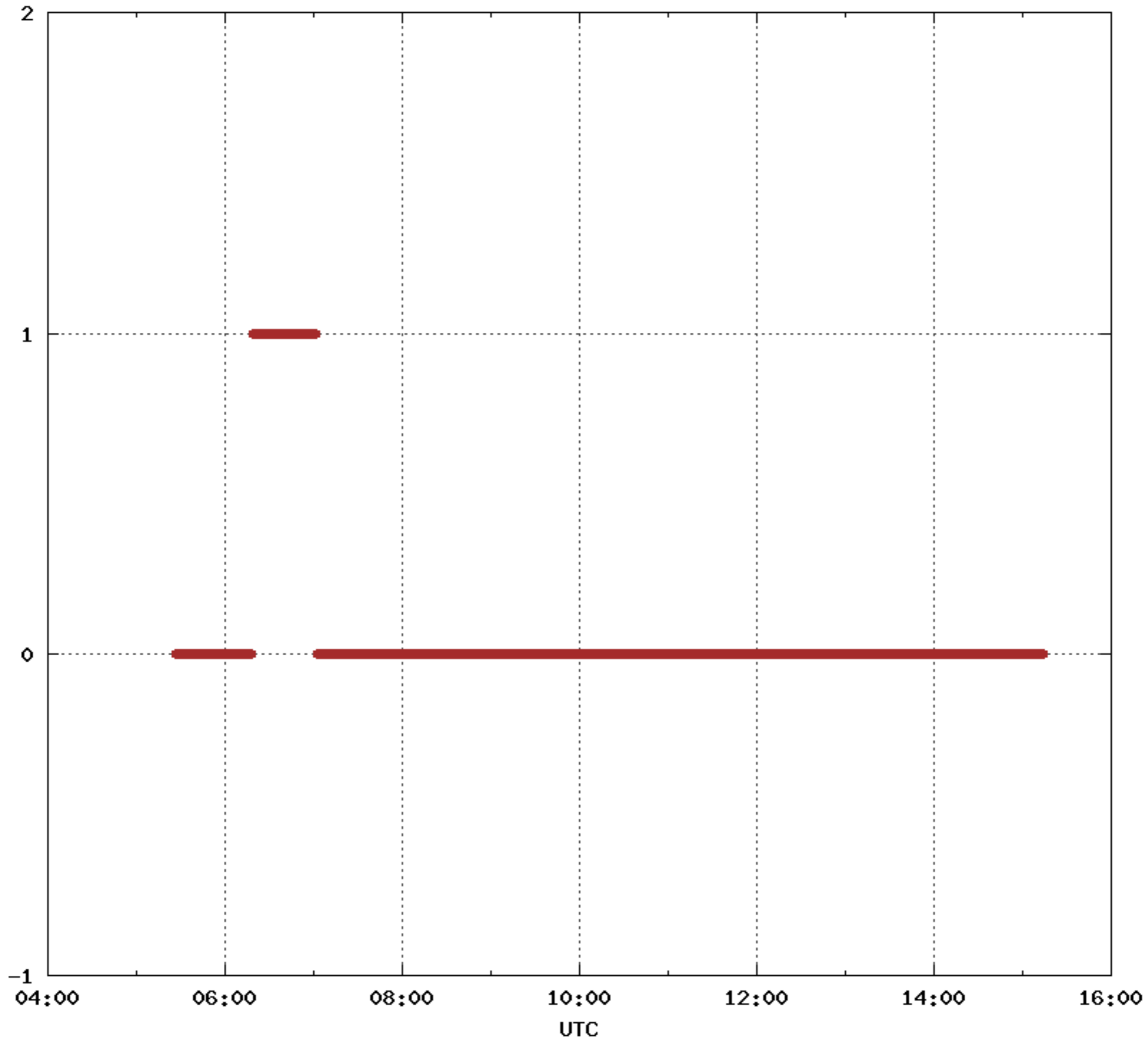
Pc/No X-RCP    SNT X-RCP

# 2005/268 DSS-63 Carrier Loop Tracking Bandwidth

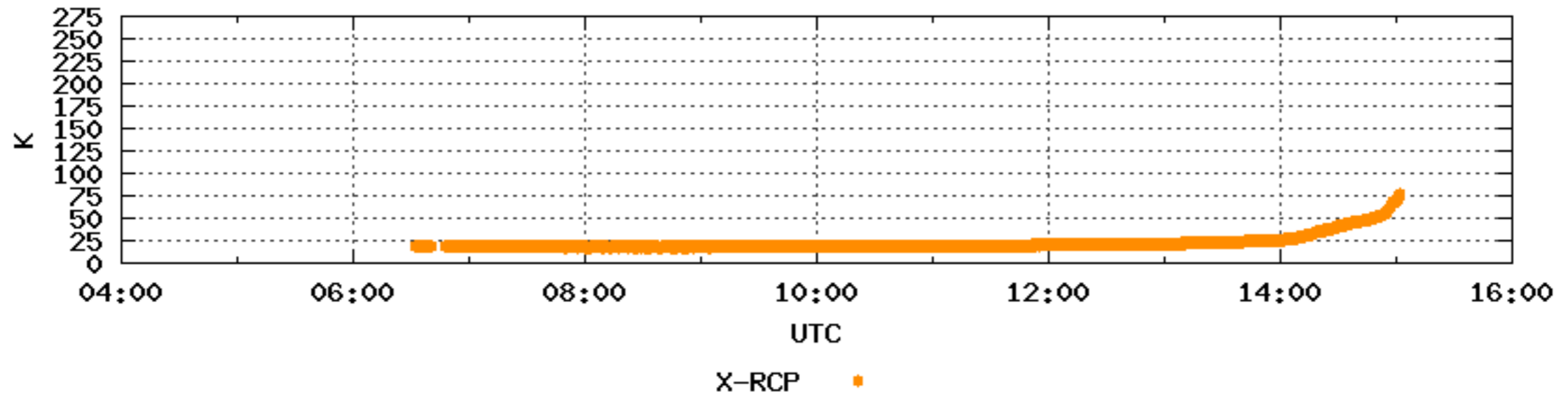


X-RCP ●

2005/268 D55-63 Conscan Drive Status (ON = 1; OFF = 0)



# 2005/268 D55-63 System Noise Temperature





02. Carrier Power to Noise Spectral Density Ratio ( $P_c/N_o$ ) and Residual Frequency

Top:

Carrier Power to Noise Spectral Density Ratio (M-1315, M-1815, M-2315, M-2815)  
filtered by Carrier Tracking Loop Status (M-1302, M-1802, M-2302, M-2802)  
categorized by Downlink Band (M-1245, M-1745, M-2245, M-2745)  
and Polarization (M-1267, M-1767, M-2267, M-2767)

Bottom:

Residual Frequency (M-1305, M-1805, M-2305, M-2805)  
filtered by Carrier Tracking Loop Status (M-1302, M-1802, M-2302, M-2802)  
categorized by Predicts Mode (M-1248, M-1748, M-2248, M-2748)  
and by Downlink Band (M-1245, M-1745, M-2245, M-2745)  
and Polarization (M-1267, M-1767, M-2267, M-2767)

03. X-Band - Measured Carrier Frequency, Predicted Carrier Frequency,  
and Residual Frequency

Top:

Predicted Frequency including Doppler Shift (M-1320, M-1820, M-2320, M-2820)  
categorized by Predicts Mode (M-1248, M-1748, M-2248, M-2748)  
and by Downlink Band (M-1245, M-1745, M-2245, M-2745)  
and Polarization (M-1267, M-1767, M-2267, M-2767)

Measured Carrier Frequency (M-1304, M-1804, M-2304, M-2804)  
filtered by Carrier Tracking Loop Status (M-1302, M-1802, M-2302, M-2802)  
categorized by Predicts Mode (M-1248, M-1748, M-2248, M-2748)  
and by Downlink Band (M-1245, M-1745, M-2245, M-2745)  
and Polarization (M-1267, M-1767, M-2267, M-2767)

Bottom:

Residual Frequency (M-1305, M-1805, M-2305, M-2805)  
filtered by Carrier Tracking Loop Status (M-1302, M-1802, M-2302, M-2802)  
categorized by Predicts Mode (M-1248, M-1748, M-2248, M-2748)  
and by Downlink Band (M-1245, M-1745, M-2245, M-2745)  
and Polarization (M-1267, M-1767, M-2267, M-2767)

04. Carrier Power to Noise Spectral Density Ratio ( $P_c/N_o$ ) and Carrier Power

Top:

Carrier Power to Noise Spectral Density Ratio (M-1315, M-1815, M-2315, M-2815)  
filtered by Carrier Tracking Loop Status (M-1302, M-1802, M-2302, M-2802)  
categorized by Downlink Band (M-1245, M-1745, M-2245, M-2745)  
and Polarization (M-1267, M-1767, M-2267, M-2767)

Bottom:

Carrier Power (M-1310, M-1810, M-2310, M-2810)  
filtered by Carrier Tracking Loop Status (M-1302, M-1802, M-2302, M-2802)  
categorized by Downlink Band (M-1245, M-1745, M-2245, M-2745)  
and Polarization (M-1267, M-1767, M-2267, M-2767)

05. Carrier Power to Noise Spectral Density Ratio ( $P_c/N_o$ ) and System Noise Temperature

Carrier Power to Noise Spectral Density Ratio (M-1315, M-1815, M-2315, M-2815)  
filtered by Carrier Tracking Loop Status (M-1302, M-1802, M-2302, M-2802)  
categorized by Downlink Band (M-1245, M-1745, M-2245, M-2745)  
and Polarization (M-1267, M-1767, M-2267, M-2767)  
System Noise Temperature (M-1318, M-1818, M-2318, M-2818)  
categorized by Downlink Band (M-1245, M-1745, M-2245, M-2745)  
and Polarization (M-1267, M-1767, M-2267, M-2767)

#### 06. Carrier Loop Tracking Bandwidth

Carrier Loop Tracking Bandwidth (M-1299, M-1799, M-2299, M-2799)  
categorized by Downlink Band (M-1245, M-1745, M-2245, M-2745)  
and Polarization (M-1267, M-1767, M-2267, M-2767)

#### 07. Conscan Drive Status

Conscan Drive Status (M-0308)

#### 08. System Noise Temperature, Elevation, Precipitation Rate, and Relative Humidity

##### Top:

System Noise Temperature (M-1318, M-1818, M-2318, M-2818)  
categorized by Downlink Band (M-1245, M-1745, M-2245, M-2745)  
and Polarization (M-1267, M-1767, M-2267, M-2767)

##### Middle:

Elevation Angle (M-0304)

##### Bottom:

Precipitation Rate (M-0406)  
Relative Humidity (M-0409)